



6200-6205

REACTION TORQUE METERS

Universal non-rotating torque meters combining accuracy, sturdiness and easiness to install.

Model 6200 - 500 Nm



Features

- Easy to install, Compact design
- Protection IP 65
- Materials :
 - o Stainless steel (6200)
 - o Nickel plated steel (6205)
- Available options (non exhaustive list):
 - o ATEX intrinsic safety Ex II 1GD Ex ia IIC T6 or T4 Ga Ex ia IIIC T80°C Da
 - o high service temperature (up to 180 °C)
 - o amplified (0..10 V, 4..20 mA) and digital output signal (RS-232C, RS-485, USB)
 - o double strain-gage bridge
- Also available as standard reference torque meters

Applications

The SENSY's load cells 6200-6205 are perfectly designed to the following applications :

- Torque measurement on machines
- Servo control or torque limitation on industrial process
- Calibration of screw drivers
- Torque measurement in laboratories

Capacities

6200 - 6205 : 10 - 20 - 50 - 100 - 200 - 500 - 1000 - 2000 Nm
Higher capacity on request

Specifications	0.25	
Linearity error	< ± 0.25	% F.S.
Repeatability error	< ± 0.1	% F.S.
Creep error over 30 min.	< ± 0.1	% F.S.
Zero shift after loading	< ± 0.025	% F.S.
Reference temperature	23	°C
Nominal temperature range	-10...+45	°C
Service temperature range	-30...+70	°C
Storage temperature range	-50...+85	°C
Temperature coefficient of the sensitivity	< ± 0.05	% F.S./10°C
Temperature coefficient of zero signal	< ± 0.035	% F.S./10°C
Zero balance	± 0.02	mVV
Sensitivity tolerance	< ± 0.3	%
Input resistance	352 ± 2	Ohm
Output resistance	352 ± 2	Ohm
Insulation resistance (50V)	> 5000	Megaohm
Reference excitation voltage	10	VDC
Nominal range of excitation voltage	3..12	VDC
Nominal sensitivity	1.5	mVV
Safe load limit	130	% F.S.
Breaking load	>300	% F.S.
Static lateral force limit	50	% F.S.
Permissible dynamic loading	50	% F.S.

F.S.: full scale - Specifications subject to change without notice

STATIC TORQUEMETER

model 6200 stainless steel

model 6205 alloy steel

REACTION TORQUE TRANSDUCER

Range 10–2000 Nm – Protection see table IP

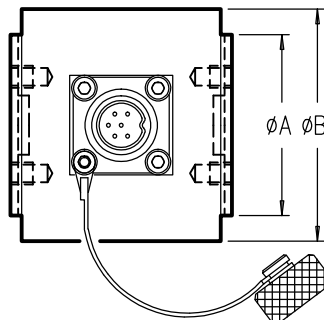
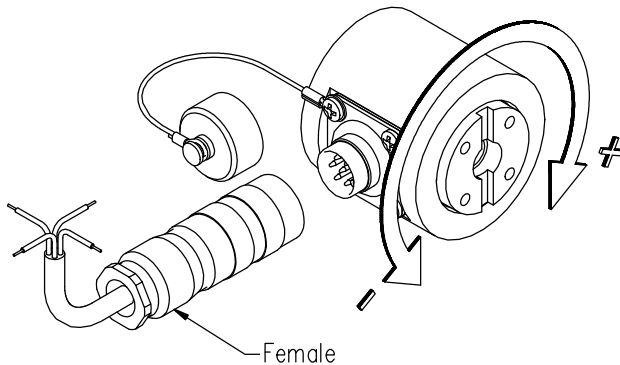
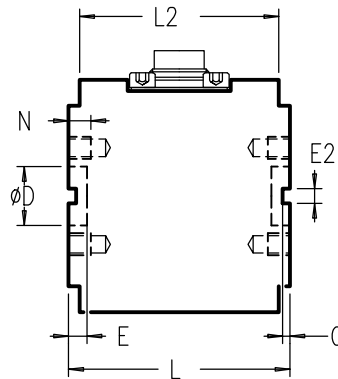
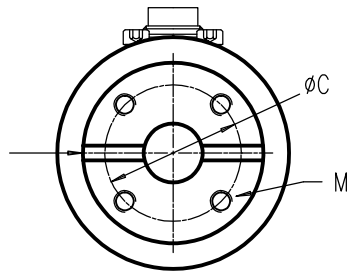
Cable length : 3 m Overload 150 %

TEDS sensors
PLUG & PLAY
IEEE 1451.4 compliant



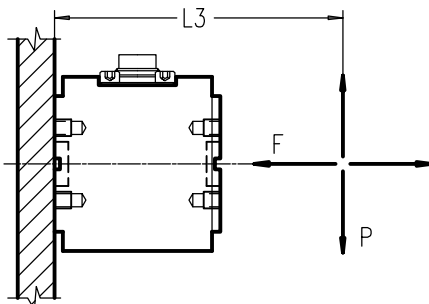
ATEX CERTIFIED

KEY NECESSARY
IF USED IN BOTH
DIRECTIONS



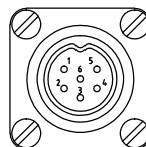
CAPACITIES	ØA	ØB	ØC	ØD H7	E	E2	G	L	L2	M	N	IP	F max (N)	L3xP max (N/m)	Torsional stiffness (Nm/rad)
10–20 Nm	30	45	22	10	5	4	2	45	40	4 x M 4	4	IP 54	100–160	8 – 10	2300–3500
50–100 Nm	49	63	37	16		4	2	60	54	4 x M 6	6	IP 67	2000–4000	16 – 32	4000–10200
200–500 Nm	79	95	59	25		5	2.5	80	73	4 x M 10	10		6000–10000	64 – 163	20200–70000
1000 Nm	99	112	78	40		6	3	125	115	4 x M 12	12		18000	323	105000
2000 Nm			4 x M 16							16	30000		647	260000	

PARASITIC FORCES ALLOWED



CONNECTOR -CONNECTEUR DIN 45322

CONTACT N° 1 *Yellow* *Jaune* Excitation -
4 *Brown* *Brun* Excitation +



2 *Green* *Vert* :Signal+ :Signal -
3 *White* *Blanc* :Signal- :Signal +
5 *Grey* *Gris* Calibration
6 *Pink* *Rose* Calibration

Standard : Cable screen not connected to transducer
Option f : Cable screen connected to transducer